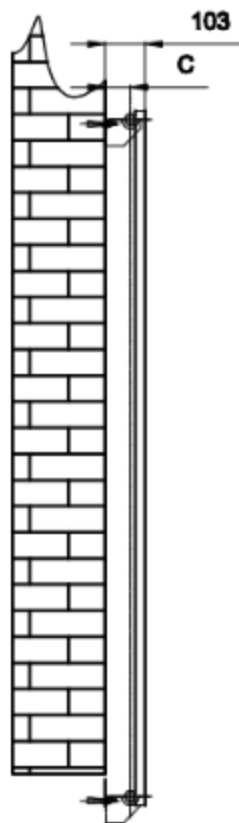
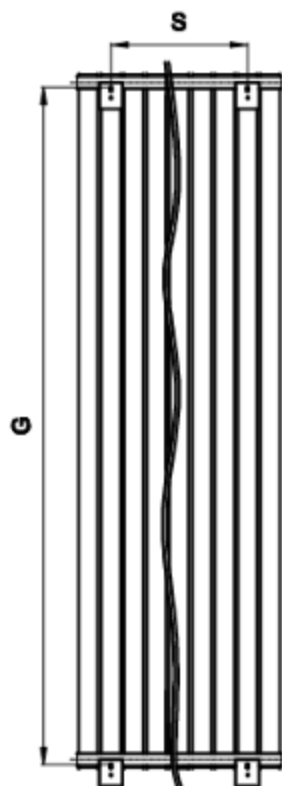


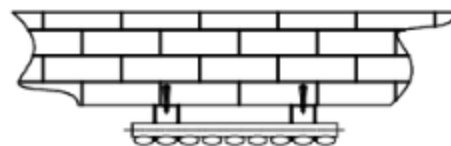
Front View



Side View

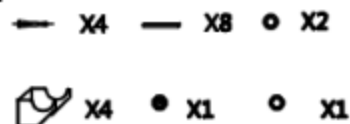


Back View



Top view

Supplied Installation Accessories



- Vertical Mounting
- Optional Colour Selection
- Max Operational Pressure: 6 Bars
- Inlet/Outlet 1/2" Female Pipe Thread
- All Dimensions are in mm

Product Code	Product Name	pipe number	Height	Width	Thickness	hanger Axes Horizontal	hanger Axes vertical	Wall to pipe center distance	Empty Weight	Water volume
		-	H	W	D	S	G	C	-	-
			mm	mm	mm	mm	mm	mm	mm	kg
RND-NV2318	NEVA HRZ 236X1800	4	1800	236	58	59	1755	63	11.4	6.27
RND-NV2918	NEVA HRZ 295X1800	5	1800	295	58	118	1755	63	15.5	7.84
RND-NV3518	NEVA HRZ 354X1800	6	1800	354	58	177	1755	63	17.2	9.40
RND-NV4118	NEVA HRZ 413X1800	7	1800	413	58	236	1755	63	21.7	10.98
RND-NV4718	NEVA HRZ 472X1800	8	1800	472	58	295	1755	63	22.7	12.50
RND-NV5318	NEVA HRZ 531X1800	9	1800	531	58	354	1755	63	25.4	14.10